

37 Keys Crescent, Guelph, ON

Main Building: Total Exterior Area Above Grade 2515 sq ft



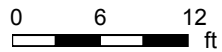
Main Floor
Exterior Area 1201 sq ft



2nd Floor
Exterior Area 1314 sq ft

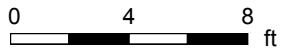


Basement (Below Grade)
Exterior Area 1191 sq ft



37 Keys Crescent, Guelph, ON

Main Floor Total Exterior Area 1201 sq ft
Total Interior Area 1087 sq ft



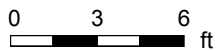
PREPARED: Mar, 2020



White regions are excluded from total floor area. All room dimensions and floor areas must be considered approximate and are subject to independent verification. For method of measurement please see <https://youriguide.com/measure/>.

37 Keys Crescent, Guelph, ON

2nd Floor Total Exterior Area 1314 sq ft
Total Interior Area 1205 sq ft



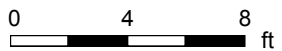
PREPARED: Mar, 2020



White regions are excluded from total floor area. All room dimensions and floor areas must be considered approximate and are subject to independent verification. For method of measurement please see <https://youriguide.com/measure/>.

37 Keys Crescent, Guelph, ON

Basement Total Exterior Area 1191 sq ft
Total Interior Area 1066 sq ft



PREPARED: Mar, 2020



White regions are excluded from total floor area. All room dimensions and floor areas must be considered approximate and are subject to independent verification. For method of measurement please see <https://youriguide.com/measure/>.

37 Keys Crescent, Guelph, ON

Property Details

Room Measurements

Only major rooms are listed. Some listed rooms may be excluded from total interior floor area (e.g. garage). Room dimensions are largest length and width; parts of room may be smaller. Room area is not always equal to product of length and width.

Main Building

MAIN FLOOR

2pc Bath: 6'10" x 2'11"

Dining: 11'3" x 18'7"

Garage: 18'6" x 19'11"

Kitchen: 13'11" x 19'11"

Laundry: 8'3" x 10'10"

Living: 21'7" x 12'9"

2ND FLOOR

5pc Bath: 10'2" x 13'4"

5pc Ensuite: 9'2" x 13'2"

Bedroom: 11' x 13'9"

Bedroom: 14'4" x 11'3"

Bedroom: 11'2" x 14'8"

Master: 15' x 16'11"

BASEMENT

3pc Bath: 10'7" x 5'7"

Family: 16'8" x 19'9"

Office: 10'7" x 12'3"

Rec Room: 19'4" x 12'8"

Floor Area Information

For explanation of floor area calculations and method of measurement please see <https://youriguide.com/measure/>. All displayed floor areas are rounded to nearest integer. Total area is computed before rounding and may not equal to sum of displayed floor areas.

Main Building

MAIN FLOOR

Interior Area: 1087 sq ft

Excluded Area: 365 sq ft

Perimeter Wall Length: 152 ft

Perimeter Wall Thickness: 9.0 in

Exterior Area: 1201 sq ft

2ND FLOOR

Interior Area: 1205 sq ft

Excluded Area: 6 sq ft

Perimeter Wall Length: 145 ft

Perimeter Wall Thickness: 9.0 in

Exterior Area: 1314 sq ft

BASEMENT (Below Grade)

Interior Area: 1066 sq ft

Excluded Area: 84 sq ft

Perimeter Wall Length: 167 ft

Perimeter Wall Thickness: 9.0 in

Exterior Area: 1191 sq ft

Total Above Grade Floor Area

Main Building Interior: 2292 sq ft

Main Building Excluded: 371 sq ft

Main Building Exterior: 2515 sq ft